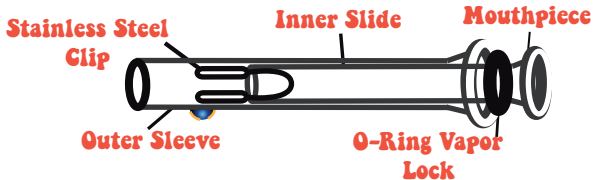



ENJOY PURE FLAVOR FROM BEGINNING TO END!
REDUCE BURN OFF & SECOND HAND SMOKE!
SMOKE LESS...SAVE MONEY!



- A. Pull Mouthpiece from Outer Sleeve.
- B. Load Loosely to desired amount. Do not overpack.
- C. Slide the O-Ring Vapor Lock to make a seal.
- D. As you smoke gently push the inner slide in to pack and remove ash.

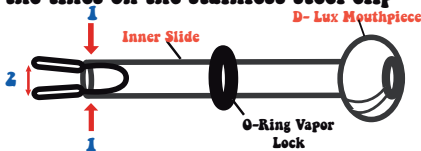


For more efficient use backload while warm

UPGRADE & REPLACEMENT MOUTHPIECES AVAILABLE

To clean, do not remove clip and soak in your favorite cleaner.

If the clip in your Slider becomes loose at any time simply place pressure on the inner slide (1) while (2) gently pulling apart the tines on the stainless steel clip



FRESH THE WHOLE WAY THROUGH!

For more info go to www.slidersystem.com

Made in the USA